



2023

INNOVATION AND DESIGN

Our continuous desire to achieve new and wonderful products starts here in the UK.

We listen to you the consumer and with our highly skilled team in our own factory we are able to develop the products that you are looking for.

Our policy is based on real quality at very competitive and genuine prices.

TRADITIONAL AND AIR AWNINGS

Camptech Products Limited is a leading brand that produces quality products at incredible prices. We are the very first British/European company to form a joint venture with one of the largest manufacturers of caravan/motorhome/camper-van awnings.

Together with our vast expertise and years of experience, we have developed quality products at prices that no other brand can offer.

SOME OF THE QUALITY FEATURES INCLUDED WITH YOUR CAMPTECH AWNING



Griplock Clamps



YKK/Techline Zips



Unilok Pads

YOU WILL NOT BUY BETTER FOR LESS!



CONTENTS

HAMPTON DL	04-05
KENSINGTON	06-07
BUCKINGHAM DL	08-09
ATLANTIS DL	10-11
SAVANNA DL	12-13
CAYMAN	14-15
COUNT DL / DUKE DL	16-17
COUNTESS / DUCHESS	18-19
STARLINE ELITE	20-21
VISCOUNT	22-23
STARLINE / STARLINE MOTORHOME	24-25
MOTO CROWN / MOTO MONARCH	26-27
MOTO KINGSTON / MOTO TUDOR	28-29
SUSSEX SUNSHADE / HASTINGS SUNSHADE / FRAMES	30-31
CARNIVAL WINDBREAK / BOSWORTH WINDBREAK	32-33
ANNEXES	34-35
INNER TENTS / ACCESSORIES	36-37
ACCESSORIES	38-40
SUNTREK - SATURN 260 / 390.....	41-43



TRADITIONAL SEASONAL AIR AWNING



Omnibrite Lights



Packing Pads



Techline Secure Straps



Manual Air Pump



Battery Pack Pocket



Vertical Support Poles

HAMPTON DL

BRAND NEW FOR THE 2023 SEASON

Introducing the Hampton DL Air Seasonal Awning with a single main body inflation point. Made from Camptech Climatech Premium Seasonal SR21 material that offers the convenience and speed of an air awning while providing the space of a traditional awning making the Hampton DL perfect for short and long-term use whilst also offering extra features such as panoramic windows with privacy blinds and the front can also be used as extra wide doors or veranda style, while still offering the option to add the seasonal air annex to create the extra bedroom or storage space.

SPECIFICATIONS:

- Size: Available in sizes 6 to 21
Depth: 240cm
Colour: Black/Light Grey
Roof Material: Climatech SR21 All Season Coated Polyester
Wall Material: Climatech SR21 Coated Polyester
Front Layout: Sizes 6 to 14 have four front windows
 Sizes 15 to 21 have six front windows
Sizes 10 to 14: 2 Extra Inflatable Roof Support Beams &
 2 Extra Techline Vertical Support Poles
Sizes 15 to 21: 4 Extra Inflatable Roof Support Beams &
 4 Extra Techline Vertical Support Poles
Front Panels: All panels can be rolled down or zipped out
Side Panels: Both panels can be rolled down or zipped out
Curtains: All front & side windows are fitted with curtains

FEATURES:

- Single Inflation Point & Multiple Deflation Points
Techline Secure Strap Buckles
Full Fly Screen Fitted To Both Sides
Outside Privacy Blinds
Techline Zips
Draft Skirt & Wheel Arch Cover
New 2023 Seasonal Curtains
Peg Bag/Canopy Poles



OPTIONAL EXTRAS:

- SL500 Techline Secure Straps
- SL902 Inflatable DL Tall Annex
- IT018 Awning Inner Tent
- IT091 Annex Inner Tent
- SL591/3V Roof Liner
- SL5022/SL570 Techline Vertical Support Poles
- SL5010 Omnibrite LED Starter Kit
- SL5011 Omnibrite LED Top Up Kit
- SL5012-10K Battery Pack for Omnibrite LED Kits & Mobile Devices
- 1055 Electric Air Pump
- 1052 Wheeled Awning Bag
- SL532 Alloy Veranda Bar

Size	6	7	8	9	10	11	12	13	14	15	16	17	18	19	20	21
A-Measurement	775- 800	800- 825	825- 850	850- 875	875- 900	900- 925	925- 950	950- 975	975- 1000	1000- 1025	1025- 1050	1050- 1075	1075- 1100	1100- 1125	1125- 1150	1150- 1175

TRADITIONAL AIR TOURING AWNING



Omnibrite Lights



Packing Pads



Techline Secure Straps



Manual Air Pump



Battery Pack Pocket



Vertical Support Poles

KENSINGTON

TRADITIONAL INFLATABLE FULL AWNING

The Kensington Touring Air Awning is made from quality SR17 Climatch material and has the design and space of a traditional awning yet the convenience and speed of an air awning. The panoramic windows at the front can be rolled back as extra wide doors or used veranda style. The single inflation point makes assembly quick and easy so you can spend more time enjoying your holiday.

SPECIFICATIONS:

- Size: Available in sizes 6 to 21
Depth: 240cm
Colour: Dark Grey/Light Grey
Roof Material: Climatch SR18 All Season Coated Polyester
Wall Material: Climatch SR17 Coated Polyester
Front Layout: Sizes 6 to 14 have four front windows
 Sizes 15 to 21 have six front windows
Sizes 10 to 14: 2 Extra Inflatable Roof Support Beams &
 2 Extra Techline Vertical Support Poles
Sizes 15 to 21: 4 Extra Inflatable Roof Support Beams &
 4 Extra Techline Vertical Support Poles
Front Panels: All panels can be rolled down or zipped out
Side Panels: Both panels can be rolled down or zipped out
Curtains: All front & side windows are fitted with curtains

FEATURES:

- Single Inflation Point & Multiple Deflation Points
Techline Secure Strap Buckles
A Half Mesh Window On One Side
Techline Zips
Draft Skirt & Wheel Arch Cover
Curtains
Peg Bag/Canopy Poles
Manual Air Pump Included



OPTIONAL EXTRAS:

- SL500 Techline Secure Straps
- SL915II Inflatable DL Tall Annex
- IT018 Awning Inner Tent
- IT091 Annex Inner Tent
- SL591/3V Roof Liner
- SL570 Techline Vertical Support Poles
- SL5010 Omnibrite LED Starter Kit
- SL5011 Omnibrite LED Top Up Kit
- SL5012-10K Battery Pack for Omnibrite LED Kits & Mobile Devices
- 1055 Electric Air Pump
- 1052 Wheeled Awning Bag
- SL532 Alloy Veranda Bar

Size	6	7	8	9	10	11	12	13	14	15	16	17	18	19	20	21
A-Measurement	775- 800	800- 825	825- 850	850- 875	875- 900	900- 925	925- 950	950- 975	975- 1000	1000- 1025	1025- 1050	1050- 1075	1075- 1100	1100- 1125	1125- 1150	1150- 1175



3 METRE DEEP SEASONAL AWNING



Griplock Clamps



Unilok Pads



YKK/Techline Zips



Ladders & Tension Pegs



Tall Annex (Optional Extra)



Techline Secure Straps

BUCKINGHAM DL

3 METRE DEEP SEASONAL AWNING

The Buckingham is our flagship all season awning. Made from high quality SR21 Climatech Seasonal Material, the panoramic windows and 3 metre depth gives the awning a spacious feel and maximum living area. The front windows have privacy blinds fitted and can also be rolled back to make extra wide doorways. All front and side panels can be removed for easier erection. Ideal for all your caravanning needs.

SPECIFICATIONS:

Size: Available in sizes 12 to 19
 Front Layout: All Sizes Feature 4 Front Windows
 Depth: 300cm
 Colour: Anthracite/Light Grey
 Weight: 55.45kg approx. (size 14 canvas & frame combined)
 Roof Material: Climatech SR21 All Season Coated Polyester
 Wall Material: Climatech SR21 All Season Coated Polyester

FRAME:

22mm/25mm Steel Frame fitted with Griplock Clamps
 Sizes 12-19 - 5 Roof Roles
 Sizes 12-13 - 3 Front Legs
 Sizes 14-19 - 5 Front Legs
 Sizes 12-19 - 2 Roof Raiser Poles

FEATURES:

Privacy Blinds
 Flyscreen Ventilation On Both Sides
 4 Wide Doors
 Techline Centre Secure Bracket
 Techline Zips
 Figure of 8
 Draft Skirt & Wheel Arch Cover
 Canvas Holdall Bag
 Curtains
 Peg Bag



ANNEX SHOWN IN THE ABOVE IMAGE IS AN OPTIONAL EXTRA

OPTIONAL EXTRAS:

- SL500 Techline Secure Straps
- SL580 Techline Secure Plus Strap
- SL528 Protech Roof Raiser Pole
- SL527 Veranda Pole
- SL945-K Standard Annex
- SL944-KB Tall Annex with Blinds
- IT015 Standard Annex Inner Tent
- IT091 Tall Annex Inner Tent
- Regal Carpet
- SL530 Storm Legs
- SL529 Roof Rafter Poles
- SL5010 Omnibrite LED Starter Kit
- SL5011 Omnibrite LED Top Up Kit
- SL5012-10K Battery Pack for Omnibrite LED Kits & Mobile Devices
- SL591/3V Roof Liner
- 1052 Wheeled Awning Bag

Size	10	11	12	13	14	15	16	17	18	19	20	21
A-Measurement	875-900	900-925	925-950	950-975	975-1000	1000-1025	1025-1050	1050-1075	1075-1100	1100-1125	1125-1150	1150-1175



Griplock Clamp



Unilok Pad



YKK Zips/Techline Zips



Ladders & Tension Pegs



Techline Secure Straps



Air Vent

ATLANTIS DL

THE ULTIMATE SEASONAL PITCH AWNING

The Camptech Atlantis DL exclusively developed for seasonal pitch camping. The roof and walls on the Atlantis DL are manufactured from our all season coated polyester Climatch SR21 material which makes it perfect for a seasonal pitch. The Atlantis Steel 22/25mm Frame consists of our unique Griplock clamps. Included with the frame will be Unilok Pads to assist in fitting the frame to the side of your caravan. Combining all of these factors together creates a highly durable all season awning.

SPECIFICATIONS:

Size: Available in sizes 9 to 22
Front Layout: All Sizes Feature 4 Front Windows
Depth: 240cm
Colour: Anthracite/Light Grey
Weight: 41kg approx. (size 10 canvas & frame combined)
Roof Material: Climatch SR21 All Season Coated Polyester
Wall Material: Climatch SR21 All Season Coated Polyester

FRAME:

22mm/25mm Steel Frame fitted with Griplock Clamps
Sizes 11-22 - 5 Roof Roles
Sizes 14-22 - 5 Front Legs
Sizes 20-22 - 2 Roof Raiser Poles

FEATURES:

Privacy Blinds
Flyscreen Ventilation On Both Sides
4 Wide Doors
Techline Centre Secure Bracket
Techline Zips
Figure of 8
Draft Skirt & Wheel Arch Cover
Canvas Holdall Bag
Curtains
Peg Bag



OPTIONAL EXTRAS:

- SL500 Techline Secure Straps
- SL580 Techline Secure Plus Strap
- SL528 Protech Roof Raiser Pole
- SL527 Veranda Pole
- SL945-K Standard Annex
- SL944-KB Tall Annex with Blinds
- IT015 Standard Annex Inner Tent
- IT091 Tall Annex Inner Tent
- Regal Carpet
- SL530 Storm Legs
- SL529 Roof Rafter Poles
- SL5010 Omnibrite LED Starter Kit
- SL5011 Omnibrite LED Top Up Kit
- SL5012-10K Battery Pack for Omnibrite LED Kits & Mobile Devices
- SL591/3V Roof Liner
- 1052 Wheeled Awning Bag
- SL5055-F/F Fibre Frame

Size	9	10	11	12	13	14	15	16	17	18	19	20	21	22
A-Measurement	850-875	875-900	900-925	925-950	950-975	975-1000	1000-1025	1025-1050	1050-1075	1075-1100	1100-1125	1125-1150	1150-1175	1175-1200



Griplock Clamp



Unilok Pad



YKK Zips/Techline Zips



Ladders & Tension Pegs



Techline Secure Straps



Privacy Blind

SAVANNA DL

PERFECT FOR SEASONAL PITCHING

Manufactured in the specially developed All Season Climatech SR18 this superior grade material is easy to clean and ideal for seasonal pitch camping. The Savanna Steel 22/25mm Frame consists of our unique Griplock clamps. Included with the frame will be Unilok Pads to assist in fitting the frame to the side of your caravan. Combining all of these factors together creates a highly durable all season awning. The Savanna DL provides that extra strength and performance that a seasonal pitched awning demands. You can privatise your awning with our modern designed curtains and our outside privacy blinds.

SPECIFICATIONS:

Size: Available in sizes 8 to 22
Front Layout: Sizes 8 to 11 Feature 2 Front Windows
Sizes 12 to 22 Feature 4 Front Windows
Depth: 240cm
Colour: Anthracite/Light Grey
Weight: 39kg approx. (size 10 canvas & frame combined)
Roof Material: Climatech SR18 All Season Coated Polyester
Wall Material: Climatech SR18 All Season Coated Polyester

FRAME:

22mm/25mm Steel Frame fitted with Griplock Clamps
Sizes 11-22 - 5 Roof Roles
Sizes 14-22 - 5 Front Legs
Sizes 20-22 - 2 Roof Raiser Poles

FEATURES:

Half Screen Ventilation On One Side
Techline Centre Secure Bracket
Techline Zips
Figure of 8
Draft Skirt & Wheel Arch Cover
Canvas Holdall Bag
Curtains
Peg Bag



OPTIONAL EXTRAS:

- SL500 Techline Secure Straps
- SL580 Techline Secure Plus Strap
- SL528 Protech Roof Raiser Pole
- SL527 Veranda Pole
- SL945-K Standard Annex
- SL944-KB Tall Annex with Blinds
- IT015 Standard Annex Inner Tent
- IT091 Tall Annex Inner Tent
- Regal Carpet
- SL530 Storm Legs
- SL529 Roof Rafter Poles
- SL5010 Omnibrite LED Starter Kit
- SL5011 Omnibrite LED Top Up Kit
- SL5012-10K Battery Pack for Omnibrite LED Kits & Mobile Devices
- SL591/3V Roof Liner
- 1052 Wheeled Awning Bag
- SL5055-F/F Fibre Frame

Size	8	9	10	11	12	13	14	15	16	17	18	19	20	21	22
A-Measurement	825-850	850-875	875-900	900-925	925-950	950-975	975-1000	1000-1025	1025-1050	1050-1075	1075-1100	1100-1125	1125-1150	1150-1175	1175-1200



Griplock Clamp



Unilok Pad



Techline Zips



Ladders & Tension Pegs



Techline Secure Straps

CAYMAN

TOURING FULL CARAVAN AWNING

Our Cayman Touring Awning is suitable for touring use and great value for money. The Cayman walls are produced in our Climatech SR17 coated polyester, this material makes your awning easy to clean and very durable. The roof material of our Cayman Touring Awning is produced in our Climatech SR18 all season coated polyester, this is a superior grade material which helps makes the roof of your awning durable during your touring periods. The Cayman Steel 22/25mm frame is fitted with our unique Griplock clamps. Included with the frame will be Unilok pads to assist in fitting the frame to the side of your caravan. This awning features roll back front panels which are great for an optional wide front door and the large windows are excellent for enjoying the view. Our touring awning is also supplied with modern plain white curtains so you can create a private space during the day or in the evening.

SPECIFICATIONS:

Size: Available in sizes 4 to 19
Depth: 240cm
Colour: Anthracite/Light Grey
Weight: 23.5kg approx. (size 8 canvas & frame combined)
Roof Material: Climatech SR18 All Season Coated Polyester
Wall Material: Climatech SR17 Coated Polyester

FRAME:

22mm/25mm Steel Frame fitted with Griplock Clamps
Sizes 4-10 - 3 Roof Roles
Sizes 4-13 - 3 Leg Poles
Sizes 11-19 - 5 Roof Poles
Sizes 14-19 - 5 Front Legs

FEATURES:

Half Screen Ventilation On One Side
Techline Zips
Figure of 8
Draft Skirt & Wheel Arch Cover
Curtains
Peg Bag



OPTIONAL EXTRAS:

- **SL500** Techline Secure Straps
- **SL580** Techline Secure Plus Strap
- **SL528** Protech Roof Raiser Pole
- **SL527** Veranda Pole
- **SL945-T/SL945-P** Standard Annex
- **SL944-P** Tall Annex
- **IT015** Standard Annex Inner Tent
- **IT091** Tall Annex Inner Tent
- Regal Carpet
- **SL530** Storm Legs
- **SL529** Roof Rafter Poles
- **IT018** Awning Inner Tent
- **SL5010** Omnibrite LED Starter Kit
- **SL5011** Omnibrite LED Top Up Kit
- **SL5012-10K** Battery Pack for Omnibrite LED Kits & Mobile Devices
- **SL591/3V** Roof Liner
- **1052** Wheeled Awning Bag
- **SL5055-F/F** Fibre Frame

Size	4	5	6	7	8	9	10	11	12	13	14	15	16	17	18	19
A-Measurement	725-750	750-775	775-800	800-825	825-850	850-875	875-900	900-925	925-950	950-975	975-1000	1000-1025	1025-1050	1050-1075	1075-1100	1100-1125

COUNT DL

SEASONAL POLED PORCH AWNING

Introducing the Count Porch Awning made from Climatech SR18 seasonal fabric throughout. The Count is also with fitted privacy blinds on the outside windows making this suitable for short and long-term stays. The floor space of 4mt by 2.5mt helps give that spacious feel whilst being in your porch awning and should you wish for additional space the Count Porch Awning has an optional annex that can be fitted to either side. All three panels can also be taken out or zipped down to create a veranda style making the Count Porch Awning

SPECIFICATIONS:

Height: Fits caravans 235 to 255cm
Size: Width 400cm x Depth 240cm
Colour: Black/Light Grey
Weight: 35kgs approx
Roof Material: Climatech SR18 All Season Coated Polyester
Wall Material: Climatech SR18 All Season Coated Polyester

FRAME:

22mm/25mm Steel Frame fitted with Griplock Clamps

FEATURES:

Techline Secure Strap Buckles
Attachment Points For An Inner Tent
YKK Zips
New 2023 Seasonal Curtains
Fly Screen To Both Sides
Large Detachable Window On The Front
Rear Support Legs
A Half Mesh Window On One Side
Techline Zips
Draft Skirt & Wheel Arch Cover
New 2023 Seasonal Curtains
Peg Bag/Canopy Poles
Manual Pump Included
Repair Kit
Canvas Holdall Bag



OPTIONAL EXTRAS:

- SL500 Techline Secure Straps
- SL517 Veranda Pole
- SL901 Tall Annex
- IT091 Tall Annex Inner Tent
- SL597V Roof Liner
- IT018 Awning Inner Tent
- SL5010 Omnibrite LED Starter Kit
- SL5011 Omnibrite LED Top Up Kit
- SL5012-10K Battery Pack for Omnibrite LED Kits & Mobile Devices
- 1052 Wheeled Awning Bag

MODEL	WIDTH(CM)	DEPTH(CM)
Count DL	400	240

DUKE DL

SEASONAL AIR PORCH AWNING

The Duke DL Seasonal Air Porch Awning is made from SR18 Climatech seasonal material. Measuring at the perfect size of 400cm and 240cm depth for those long sited permanent stays. This awning is the perfect living space to sit back and relax. The Duke features large windows to the front and side of the awning, which allows daylight throughout the entire awning. All the windows have roll down blinds for extra privacy when not on site or away from the awning. For those days you need extra ventilation you can use the half fly screen fitted to the side and/or the vent in the front apex. The front and side panels can be removed and an additional annex can be added to either side. The Duke wall and roof material are made from the Climatech SR18 all-season material making this ideal for long life. The Duke can be put up with ease using our single inflation system.

SPECIFICATIONS:

Height: Fits caravans 235 to 255cm
Size: Width 400cm x Depth 240cm
Colour: Anthracite/Light Grey
Weight: 29kgs approx
Roof Material: Climatech SR18 All Season Coated Polyester
Wall Material: Climatech SR18 Coated Polyester

FEATURES:

Single Inflation Point With Multiple Deflation Points
Half Screen Ventilation On Each Side
Techline Secure Buckles
Privacy Blinds
Canvas Holdall Bag
Repair Kit
Techline Zips
Draft Skirt & Wheel Arch Cover
Curtains
Peg Bag
Manual Air Pump Included



OPTIONAL EXTRAS:

- SL500 Techline Secure Straps
- SL915II Inflatable DL Tall Annex
- IT091 Tall Annex Inner Tent
- SL532-A Veranda Poles
- 1055 Electric Air Pump
- SL531 Roof Rafter Air Tube
- SL5020 Packing Pads
- Regal Carpet
- SL5010 Omnibrite LED Starter Kit
- SL5011 Omnibrite LED Top Up Kit
- SL5012-10K Battery Pack for Omnibrite LED Kits & Mobile Devices
- SL5022 Techline Vertical Support Poles
- SL570 Alloy Vertical Poles
- 1052 Wheeled Awning Bag
- SL597V Roof Liner

MODEL	WIDTH(CM)	DEPTH(CM)
DUKE	400	240

COUNTLESS

TOURING AIR PORCH AWNING

Introducing the Countess Air Porch Awning made from Climatch SR17 fabric. The Countess has a floor space of 340cm by 250cm making this ideal for weekend trips and holiday stays. Featuring the option to remove the large detachable front window panel and side panels to create a canopy space. Also available for The Countess Air Porch Awning is the optional extra annex, you can choose to extend your space further making the Countess suitable for all your touring needs.

SPECIFICATIONS:

Height: Fits caravans 235 to 255cm
Size: Width 340cm x Depth 240cm
Colour: Black/Light Grey
Weight: 33kgs approx
Roof Material: Climatch SR18 All Season Coated Polyester
Wall Material: Climatch SR17 Coated Polyester

FEATURES:

Single Inflation Point & Multiple Deflation Points
Techline Secure Strap Buckles
Attachment Points For An Inner Tent
A Half Mesh Window On One Side
Techline Zips
Draft Skirt & Wheel Arch Cover
New 2023 Curtains
Peg Bag/Canopy Poles
Manual Pump Included
Repair Kit
Canvas Holdall Bag



OPTIONAL EXTRAS:

- SL500 Techline Secure Straps
- SL902 Tall Annex
- IT091 Tall Annex Inner Tent
- Regal Carpet
- IT018 Awning Inner Tent
- SL598V Roof Liner
- SL5010 Omnibrite LED Starter Kit
- SL5011 Omnibrite LED Top Up Kit
- SL5012-10K Battery Pack for Omnibrite LED Kits & Mobile Devices
- SL570 Alloy Vertical Poles
- 1052 Wheeled Awning Bag

MODEL	WIDTH(CM)	DEPTH(CM)
COUNTLESS	340	240

DUCHESS

TOURING POLED PORCH AWNING

The Duchess Touring Porch Awning is produced in our Climatech SR17 coated polyester material making this the perfect touring awning. The Duchess has all the features of a traditional awning whilst also offering that spacious feeling with the large windows to the front and side of the awning, which allows daylight throughout the entire awning. All the panels are fitted with the Techline zips.

The panels can either be removed or used veranda style with veranda bars (*optional extra*) for those sunnier days. The Duchess comes fitted with one half fly screen to increase ventilation into your awning. Using the Techline zips we can offer you the option to add an additional annexe to either side of the Duchess for those times you need more space. Each panel has a door that can be rolled back to allow access into the awning suitable for all your family needs.

SPECIFICATIONS:

Height: Fits caravans 235 to 255cm
Size: Width 340cm x Depth 240cm
Colour: Anthracite/Light Grey
Weight: 29kgs approx
Roof Material: Climatech SR18 All Season Coated Polyester
Wall Material: Climatech SR17 Coated Polyester

FRAME:

22mm/25mm Steel Frame fitted with Griplock Clamps

FEATURES:

Half Screen Ventilation On One Side
Unilok Pads
Canvas Holdall Bag
Techline Zips
Figure of 8
Draft Skirt & Wheel Arch Cover
Curtains
Peg Bag



OPTIONAL EXTRAS:

- SL500 Techline Secure Straps
- SL945-T/SL945-P Standard Annex
- SL944-P Tall Annex
- IT015 Standard Annex Inner Tent
- IT091 Tall Annex Inner Tent
- Regal Carpet
- IT018 Awning Inner Tent
- SL5010 Omnibrite LED Starter Kit
- SL5011 Omnibrite LED Top Up Kit
- SL5012-10K Battery Pack for Omnibrite LED Kits & Mobile Devices
- SL570 Alloy Vertical Poles
- 1052 Wheeled Awning Bag

MODEL	WIDTH(CM)	DEPTH(CM)
DUCHESS	340	240



STARLINE ELITE

TOP QUALITY INFLATABLE AWNING

Introducing the versatile Starline Elite made from the durable Climatch SY17 fabric that offers easy assembly via the single inflation point and is fitted with dual beading making it adaptable for caravans and non-drive away motorhomes. The Starline Elite allows you to make the most of the living space with 3 size options of 260, 300 and 390 all with a 250cm depth. The Starline Elite space does not end there, you can choose to extend your space further with the optional extra of the Starline Infinity that can be attached to the side of the awning resulting in extra living space that can be used for an extra room or storage space making it suitable for weekends and main holiday use.

SPECIFICATIONS:

Height:	Fits caravans 235 to 255cm
Size:	260/300/390 Width x Depth 250cm
Colour:	Anthracite/Black/Light Grey
Weight:	30kgs approx
Material:	Climatch SY17

FEATURES:

Highly Visible Straps
Large Flyscreens
Attachment Points For An Inner Tent
Sewn In Rear Cushioned Pads
One Main Inflation Point
Dual Beading 4/6mm
Draft Skirt & Wheel Arch Cover
New 2023 Curtains
Peg Bag
Manual Pump Included
Repair Kit
Canvas Holdall Bag
Mesh Door To Both Sides
Storm Straps



OPTIONAL EXTRAS:

- SL918-L Starline Elite Infinity Left
- SL918-R Starline Elite Infinity Right
- IT093 Awning Inner Tent
- SL594V Roof Liner
- SL517-VB 260/390 Veranda Bar
- SL517-C 300 Veranda Bar
- Regal Carpet For 260/300/390
- SL5020 Packing Pads
- IT091 Starline Elite Infinity Inner Tent
- SL5010 Omnibrite LED Starter Kit
- SL5011 Omnibrite LED Top Up Kit
- SL5012-10K Battery Pack for Omnibrite LED Kits & Mobile Devices
- SL5001 Techline Secure Straps For Inflatable
- 1055 Electric Air Pump
- 1052 Wheeled Awning Bag
- SL917 Starline Elite Annex
- IT091 Annex Inner Tent

MODEL	WIDTH(CM)	DEPTH(CM)
STARLINE ELITE	260/300/390	250



VISCOUNT 400

TOP QUALITY INFLATABLE AWNING

The Viscount 400 is our flagship inflatable awning. The Viscount 400 is made from high quality SY17 Climatch Material. Its exceptional design and specifications makes it an ideal awning for all your holiday needs. The panoramic windows and 3m depth give this awning a spacious feel and the front and side panels can be removed for easier erection. The twin beading enables the Viscount 400 to also be used on a Motorhome between the heights of 215 to 250cm as a non driveway awning.

SPECIFICATIONS:

Height:	Fits Caravans 235 to 250cm Fits Motorhomes 215 to 250cm (non driveway)
Size:	400cm Width x Depth 300cm
Colour:	Anthracite/Black/Light Grey
Weight:	33kgs approx
Material:	Climatch SY17

FEATURES:

Highly Visible Straps
Large Flyscreens
Attachment Points For An Inner Tent
Sewn In Rear Cushioned Pads
One Main Inflation Point
Dual Beading 4/6mm
Draft Skirt & Wheel Arch Cover
Curtains
Peg Bag
Manual Pump Included
Repair Kit
Canvas Holdall Bag
Door Mesh
Storm Straps



OPTIONAL EXTRAS:

- IT093 Awning Inner Tent
- IT091 Annex Inner Tent
- SL570 Alloy Vertical Poles
- SL517-F Front Inflatable Veranda Bars
- SL517-G Side Veranda Bars
- SL5001 Techline Secure Straps For Inflatables
- SL917 Annex For Viscount
- SL5012-10K Battery Pack for Omnibrite LED Kits & Mobile Devices
- SL596V Roof Liner
- SL5010 Omnibrite LED Starter Kit
- SL5011 Omnibrite LED Top Up Kit
- SL5020 Packing Pads
- 1055 Electric Air Pump
- 1056 Viscount Groundsheet

MODEL	WIDTH(CM)	DEPTH(CM)
VISCOUNT 400	400	300

STARLINE

TOURING AIR PORCH AWNING

The Starline Range is one of the most versatile in its class made from quality 210D Climatch Material, UPF50+ and fitted with 4/6mm beading it is suitable for both caravans & as a non driveaway motorhome awning. The exceptional internal height helps increase the feel of the maximum living area. The front windows can be used as extra wide doors or when suited, veranda style. The internal blinds included with the Starline gives you privacy when needed. The Starline also features a large door on both side panels for easier access. The panels can also be removed to fit an annex or to help with easier assembly.

SPECIFICATIONS:

Height:	Fits caravans 235 to 250cm
Size:	260/300 Width (2 Front Windows) 390 Width (3 Front Windows)
Depth:	250cm
Colour:	Anthracite/Light Grey or Blue
Weight:	260 /16kgs approx - 300 /17kg approx - 390 /20kg approx
Colour:	Grey Available In 260/300/390 Blue Available In 260/300

FEATURES:

- Highly Visible Guy Ropes
- Individual Inflation Points
- Techline Secure Strap Buckles
- Attachment Points For An Inner Tent
- Large Fly Screen
- Sewn In Rear Cushion Pads
- Draft Skirt
- Peg Bag
- Manual Pump Included
- Repair Kit
- Canvas Holdall Bag

WIDTH(CM)	HEIGHT(CM)
260	235-250
300	235-250
390	235-250



STARLINE

NON DRIVEAWAY MOTORHOME AWNING

The Starline can be fitted to your vehicle either by the twin beading that can be slotted into the channel on your vehicle (if applicable) or the channel on your wind out canopy (a driveaway kit is available for easier use) or by guylines. The 3m wide Starline is the only one in the range that is available in 3 different heights (Low: 235/250cm, Medium: 250/265cm & High: 265/280cm) to suit most camper and motorhome needs. The 260 and 390 wide Starlines are only available in the low model.

OPTIONAL EXTRAS:

- SL914IV Starline Tall Annex
- IT093 Awning Inner Tent
- IT091 Tall Annex Inner Tent
- SL570 Alloy Vertical Poles
- Regal Carpet For 260/300/390
- SL517VB 260/390 Veranda Bar
- SL517C 300 Veranda Bar
- SL5001 Techline Secure Straps For Inflatable
- SL5010 Omnibrite LED Starter Kit
- SL5011 Omnibrite LED Top Up Kit
- SL5012-10K Battery Pack for Omnibrite LED Kits & Mobile Devices
- 1052 Wheeled Awning Bag
- 1055 Electric Air Pump
- SL5020 Packing Pads

WIDTH(CM)	HEIGHT(CM)
260L	235-250
300L	235-250
300M	250-265
300H	265-280
390L	235-250



MOTO CROWN

DRIVEAWAY MOTORHOME AWNING

The Moto Crown is a driveaway motorhome air awning measuring 3m wide and 3m deep. It has an exceptional internal living area. The back tunnel is available in three height options to accommodate most campervans and motorhomes and has a door for easy access into your vehicle. The canopy over the door protects you from the elements and the vent just below allows circulation of air and the internal blinds enables privacy when needed. Made from quality Climatch 210D material and features a single inflation point, the Moto Crown covers all your holiday needs.

SPECIFICATIONS:

Tunnel:	Low - 180/210cm Medium - 210/235cm High - 235/295cm
Tunnel Depth:	90cm
Width:	300cm
Depth:	390cm (Including Tunnel)
Floor Area:	300x300cm
Colour:	Dark Grey/Light Grey
Weight:	18kg approx (Moto Crown Medium)

FEATURES:

Highly Visible Guy Ropes
Guyline Attachment For Securing To The Van
Privacy Blinds
Flyscreen
Single Inflation Point
Dual Beading 4/6mm Fitted To The Tunnel
Attachment Points For An Inner Tent
Peg Bag
Manual Pump Included
Front Window Canopy
Repair Kit
Canvas Holdall Bag



OPTIONAL EXTRAS:

- SL5001 Techline Secure Straps For Inflatable
- SL522-B Driveaway Adaptor Kit
- SL5026 Groundsheet
- SL916 Moto Crown Annex
- IT094 Annex Inner Tent
- SL5010 Omnibrite LED Starter Kit
- SL5011 Omnibrite LED Top Up Kit
- SL5012-10K Battery Pack for Omnibrite LED Kits & Mobile Devices
- 1052 Wheeled Awning Bag
- 1055 Electric Air Pump

MOTO CROWN	L	M	H
TUNNEL HEIGHT RANGE	180-210CM	210-235CM	235-295CM

MOTO MONARCH

DRIVEAWAY CARAVAN & MOTORHOME AWNING

The Moto Monarch is a driveway Campervan/Motorhome awning available in 3 heights to fit most vehicles. The 3 large windows and 2 vents gives the awning a light & airy feel but it is also fitted with external privacy blinds, for them times you require privacy. The large back tunnel has 2 side doors to make it more convenient to enter your vehicle. Made from quality Climatech 190T material, it is ideal for all your holiday needs.

SPECIFICATIONS:

Tunnel:	Low - 180/210cm Medium - 210/235cm High - 235/295cm
Tunnel Depth:	130cm
Width:	280cm
Depth:	355cm (Including Tunnel)
Floor Area:	280x225cm
Colour:	Dark Grey/Light Grey
Weight:	15.2kg approx (Moto Monarch Low)

FEATURES:

Highly Visible Guy Ropes
Guyline Attachment For Securing To The Van
External Privacy Blinds
Flyscreen
Individual Inflation Points
Dual Beading 4/6mm Fitted To The Tunnel
Attachment Points For An Inner Tent
Peg Bag
Manual Pump Included
Front Window Canopy
Repair Kit
Canvas Holdall Bag



OPTIONAL EXTRAS:

- IT093 Awning Inner Tent
- SL5001 Techline Secure Straps For Inflatable
- SL5010 Omnibrite LED Starter Kit
- SL5011 Omnibrite LED Top Up Kit
- SL5012-10K Battery Pack for Omnibrite LED Kits & Mobile Devices
- 1052 Wheeled Awning Bag
- 1055 Electric Air Pump
- SL5021 Moto Monarch Groundsheet

MOTO MONARCH	L	M	H
TUNNEL HEIGHT RANGE	180-210CM	210-235CM	235-295CM

MOTO KINGSTON

DRIVEAWAY CARAVAN & MOTORHOME AWNING

The Moto Kingston is a driveway motorhome air awning measuring 3m wide and has an over all depth 2.8m. It has an excellent internal living area. The back tunnel is available in 2 heights to accommodate campervans and motorhomes. The Moto Kingston has a door for easy access into your vehicle. The internal blinds enables privacy when needed. Made from quality Climatch 190T material and features multiple inflation points, the Moto Kingston covers all your holiday needs.

SPECIFICATIONS:

Tunnel:	Low - 180/210cm High - 235/295cm
Tunnel Depth:	90cm
Width:	300cm
Depth:	280cm (Including Tunnel)
Floor Area:	300x190cm
Colour:	Dark Grey/Light Grey
Weight:	14kg approx

FEATURES:

Highly Visible Guy Ropes
Guyline Attachment For Securing To The Van
Internal Privacy Blind
Large Flyscreen
Individual Inflation Points
Dual Beading 4/6mm Fitted To The Tunnel
Attachment Points For An Inner Tent
Groundsheet Included
Peg Bag
Manual Pump Included
Ventilation Panel To The Side
Repair Kit
Canvas Holdall Bag



OPTIONAL EXTRAS:

- **SL5001** Techline Secure Straps For Inflatable
- **SL522-B** Driveaway Adaptor Kit
- **SL5010** Omnibrite LED Starter Kit
- **SL5011** Omnibrite LED Top Up Kit
- **SL5012-10K** Battery Pack for Omnibrite LED Kits & Mobile Devices
- **1052** Wheeled Awning Bag
- **1055** Electric Air Pump

MODEL	WIDTH(CM)	DEPTH(CM)	TUNNEL HEIGHT(CM)
MOTO KINGSTON(L)	300	280	180-210
MOTO KINGSTON(H)	300	280	235-295

MOTO TUDOR

DRIVEAWAY CARAVAN & MOTORHOME AWNING

Introducing the Moto Tudor drive away tailgate awning. The Moto Tudor offers quick assembly via the single inflation point. The living area of 250cm by 250cm can be accessed via the front doors which also incorporates a ventilated mesh panel window and internal privacy screen with the option of taking all three side panels out creating a gazebo effect. The Moto Tudor is fitted with a 1.5mt tunnel that offers a height range of 160cm-210cm which also includes a side door. The Moto Tudor is made from Climatch 190T material and comes with dual beading fitment as standard to the tunnel. The Moto Tudor will cover all your mobile living needs.

SPECIFICATIONS:

Tunnel:	Low - 160/210cm
Tunnel Depth:	140cm
Width:	250cm
Depth:	390cm (Including Tunnel)
Floor Area:	250x250cm
Colour:	Dark Grey/Light Grey
Weight:	14kg approx

FEATURES:

Highly Visible Guy Ropes
Guyline Attachment For Securing To The Van
Internal Privacy Blinds
Mesh & A Blind Located On The Front Door
Individual Inflation Points
Dual Beading 4/6mm Fitted To The Tunnel
Attachment Points For An Inner Tent
Peg Bag
Manual Pump Included
Both Sides & Front Are Detachable
Rear Door Able To Open Either From The Left Or Right
& Roll Back To One Side
Repair Kit
Canvas Holdall Bag



OPTIONAL EXTRAS:

- SL5001 Techline Secure Straps For Inflatable
- SL522-B Driveaway Kit Adaptor
- SL5010 Omnibrite LED Starter Kit
- SL5011 Omnibrite LED Top Up Kit
- SL5012-10K Battery Pack for Omnibrite LED Kits & Mobile Devices
- 1052 Wheeled Awning Bag
- 1055 Electric Air Pump
- SL5069 Moto Tudor Velcro Groundsheet

MODEL	WIDTH(CM)	DEPTH(CM)	TUNNEL HEIGHT(CM)
MOTO TUDOR	250	390	160-210

SUNSHADES

SUSSEX



The Sussex Sunshade is available in four widths 240/300/360/400 cm by 240cm deep and is made from all season polyester together with the steel upright poles it is ideal for those sunnier days when shade is needed.

SPECIFICATIONS:

Canopy Material:	100% Polyester	- 3 Steel Poles
Size:	240/300/360/400 Width x 240cm Depth	- Pegs
Pole:	Steel 19/22mm	- Guylines
Weight:	6.15kgs approx	- Carry Bag
Dual Beading 4/6mm Fitted To The Tunnel		

SUSSEX SUNSHADE	WIDTH(CM)	DEPTH(CM)
SL5025-240	240	240
SL5025-300	300	240
SL5025-360	360	240
SL5025-400	400	240

HASTING AIR



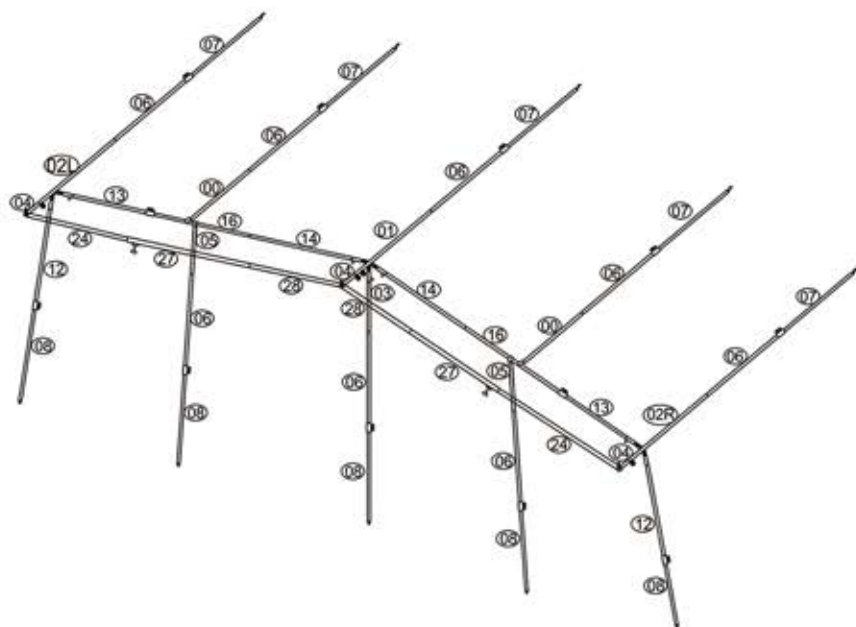
The Hasting Air Sunshade is available in two widths 350/450 by 240cm deep creating a perfect canopy shade for them sunnier days. The Hasting Air Sunshade is easily erected with the single inflation air beam and made from quality Climatch SY17 material with optional side panels for that added protection from wind or to create privacy.

SPECIFICATIONS:

Canopy Material:	100% Polyester	- Single Point Inflation
Size:	350/450 Width x 240cm Depth	- Pump Included
Pole:	Air Frame - 10cm	- Pegs
Weight:	12kgs approx	- Guylines
Highest Point At Front:	195cm	- Carry Bag
Dual Beading 4/6mm Fitted To The Tunnel		

HASTING AIR SUNSHADE	WIDTH(CM)	DEPTH(CM)
SL5047-350	350	240
SL5047-450	450	240

DL STEEL FRAME

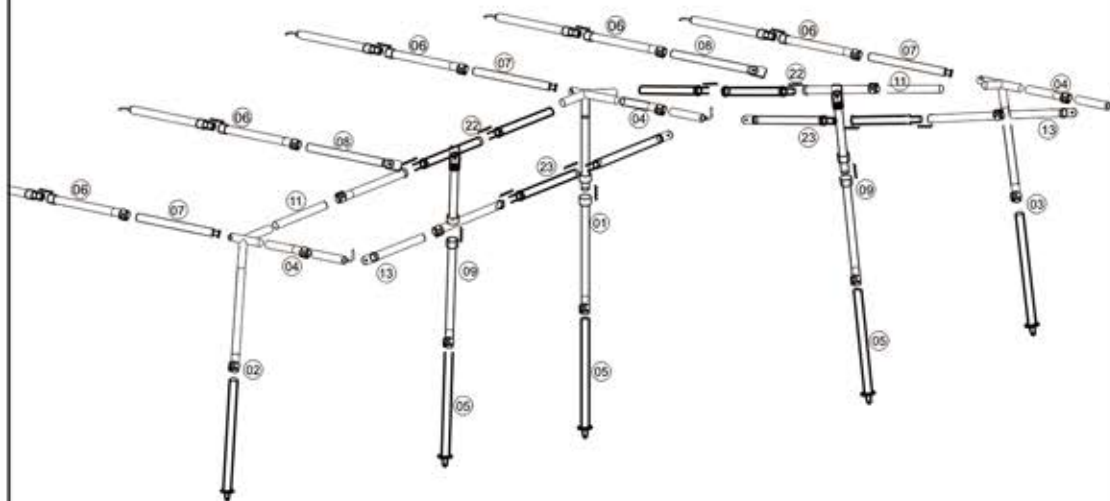


DL Steel Frame Diagram 17-19



Durable 22mm/25mm steel frame fitted with our unique griplock clamp each section is telescopic and numbered for ease of use.

TECHLINE FIBRE FRAME



Techline Fibre Frame Diagram 17-19



Introducing the new techline fibre frame suitable for touring use, made from fibre material making it a lightweight frame and easy to assemble. The techline poles have a black sleek finish which will compliment your awning.

CARNIVAL WINDBREAK

LUXURY WINDBREAK THAT COMPLIMENTS ALL AWNINGS

Quick and easy to set up, the Carnival Windbreak gives you ample protection from the wind, whilst providing a little bit of privacy. Produced in our Climatech 300D fire retardent coated polyester these windbreaks will stand the tests of time.

There are 2 models to choose from, the Carnival Windbreak has 4 panels with 2 of the middle panels having tinted windows.

The Carnival Windbreak Lux is made from the same material and has 4 panels. There are tinted windows on all 4 panels and each comes fitted with privacy blinds that can be zipped closed.

Whilst unzipped the blinds can be rolled down and tucked into the pockets which are located underneath each window.

Both Windbreaks measure 460x130cm and have a colour combination of Light Grey/Dark Grey. They include a set of 19mm zinc plated poles and are complete with pegs and guy lines.



OPTIONAL EXTRA



SL5057 Windbreak Footplate

Carnival Windbreak	Size
Standard(2 window without blinds)	460x130cm
Lux(4 window with blinds)	

BOSWORTH AIR WINDBREAK

LUXURY AIR WINDBREAK THAT COMPLIMENTS ALL AWNINGS

The Bosworth Air Windbreak is made from quality 210D material supplied with three panels, additional panels can also be purchased and attached as an optional extra to suit your needs. Each panel has its own inflation point and is 1.4m High x 1.65m wide with a window at the top giving you both privacy and a view. Each panel is hinged with a zip so you can configure the windbreak which ever way you require. An additional caravan adaptor kit can be bought to attach the Bosworth Air Windbreak directly to the caravan.

SPECIFICATIONS:

Single Panel Sizes: 165cm Wide
140cm High
Material: 210D Polyester
Colour: Black/Light Grey
Weight: 3kg approx (single panel)

FEATURES:

Single Inflation Points
PVC Window Panels
Three Panels
Guy Lines
Zip Attachment

The Bosworth Air Windbreak Can Be Directly Zipped Onto Most Camptech Awnings When The Side Panel Is Removed

OPTIONAL EXTRAS:

- SL5028 Caravan Adaptor Kit
- SL521-E Extension Panel
- SL-AD-HVP Air Pump



WINDBREAK PANEL SET

MODEL	WIDTH(CM)	HEIGHT(CM)
Three Sections (SL521-E3)	495	140
Optional Extra Sections(SL521-E)	165	140

ANNEXES & INNER TENTS FOR TRADITIONAL AWNINGS

TOURING ANNEXES



MODEL	WIDTH	DEPTH
SL945-P/SL945-T STANDARD ANNEX FOR CAYMAN & DUCHESS	180cm	155cm
IT015 STANDARD ANNEX INNER TENT	2 BERTH	



MODEL	WIDTH	DEPTH
SL944-P TALL ANNEX FOR CAYMAN & DUCHESS	180cm	200cm
IT091 TALL ANNEX INNER TENT	2 BERTH	

SEASONAL ANNEXES



MODEL	WIDTH	DEPTH
SL945-K STANDARD ANNEX FOR SEASONAL AWNINGS	180cm	155cm
IT015 STANDARD ANNEX INNER TENT	2 BERTH	



MODEL	WIDTH	DEPTH
SL944-KB TALL ANNEX WITH BLINDS FOR SEASONAL AWNINGS	180CM	200CM
IT091 TALL ANNEX INNER TENT	2 BERTH	



MODEL	SIZE
IT018 AWNING INNER TENT	2 BERTH



MODEL	SIZE
IT091 TALL ANNEX INNER TENT	2 BERTH



MODEL	SIZE
IT015 STANDARD ANNEX INNER TENT	2 BERTH

ANNEXES FOR INFLATABLE & PORCH AWNINGS



MODEL	WIDTH	DEPTH
SL914 STARLINE TALL ANNEX	180cm	210cm
IT091 STARLINE TALL ANNEX INNER TENT	2 BERTH	



MODEL	WIDTH	DEPTH
SL916 MOTO CROWN ANNEX	160cm	220cm
IT094 MOTO CROWN ANNEX INNER TENT	2 BERTH	



MODEL	WIDTH	DEPTH
SL917 VISCOUNT & STARLINE ELITE ANNEX	180cm	210cm
IT091 ANNEX INNER TENT	2 BERTH	



MODEL	WIDTH	DEPTH
SL915II KENSINGTON & DUKE DL ANNEX	180cm	210cm
IT091 KENSINGTON & DUKE ANNEX INNER TENT	2 BERTH	



MODEL	WIDTH	DEPTH
SL902 COUNTESS ANNEX	180cm	210cm
IT091 COUNTESS ANNEX INNER TENT	2 BERTH	



MODEL	WIDTH	DEPTH
SL901 COUNT DL ANNEX	180cm	210cm
IT091 COUNT DL ANNEX INNER TENT	2 BERTH	



MODEL	WIDTH	DEPTH
SL902 HAMPTON DL ANNEX	180cm	210cm
IT091 HAMPTON DL ANNEX INNER TENT	2 BERTH	



MODEL	WIDTH	DEPTH
SL918 STARLINE ELITE INFINITY	190cm	240cm
STARLINE ELITE INFINITY INNER TENT		

INNER TENTS FOR INFLATABLE & PORCH AWNINGS



MODEL	SIZE
IT094 CROWN ANNEX INNER TENT	2 BERTH



MODEL	SIZE
IT018 COUNT DL INNER TENT	2 BERTH



MODEL	SIZE
IT091 STARLINE TALL ANNEX INNER TENT	2 BERTH



MODEL	SIZE
IT092 MOTO MONARCH INNER TENT	2 BERTH



MODEL	SIZE
IT018 COUNTESS INNER TENT	2 BERTH



MODEL	SIZE
IT093 VISCOUNT INNER TENT	2 BERTH



MODEL	SIZE
IT093 STARLINE INNER TENT	2 BERTH



MODEL	SIZE
IT093 STARLINE ELITE INNER TENT	2 BERTH



MODEL	SIZE
IT091 VISCOUNT ANNEX INNER TENT	2 BERTH

ACCESSORIES

AWNING RAIL PROTECTOR

Item No. 1043
100m Awning Rail Protector

Item No. 1013
12m Awning Rail Protector



COOL MAT



Item No.	Size
1016	60x40cm
1017	80x55cm
1018	120x52cm

MOTO DRIVEAWAY ADAPTOR

Item No. SL5058
Moto Driveaway Adaptor



AWNING PACKING PADS



Item No. SL5020
Packing Pads

Item No. 1003
Heavy Duty Hard Ground
Tent &
Awning Pegs (14pcs)



Item No. 1002
Heavy Duty Hard Ground
Tent &
Awning Pegs (20pcs)



Item No. 1004
Heavy Duty Steel Screw Peg Set
(20pcs)



Item No. 1000/1001
Rubber Mallet



Item No. 1005
Tent Peg Puller



Item No. 1008/1009/1010
Cup/Can Stick Holder



Item No. SL-AD-HVP
EasiAir Pump



Item No. 1055
Electric Air Pump (Inflate Only)



Item No. 1050
Sirius Globe Light



ACCESSORIES



OMNIBRITE LIGHT SYSTEM

One of the most versatile lighting systems in the market, the Omnibrite System can be powered by 240V, 12V or a portable power pack making it easy to use wherever you are! The USB plug means you can run it through numerous devices. The Starter Kit includes all the essentials for getting started and with the use of a Top Up Kit you can extend your lighting experience as much as you require. The Omnibrite Light System is suitable for all types of awnings, tents and general use.



ITEM NO. SL5010/SL5011

Starter Kit & Top Up Kit For
Both Traditional & Inflatable Awnings



ITEM NO. SL5012-10K

Camptech Portable Power for
Omnibrite Light System

REGAL CARPET



ITEM NO.	SIZE	ITEM NO.	SIZE
1056	400x300CM	1072	723x240CM
1057	348x240CM	1073	748x240CM
1058	373x240CM	1074	773x240CM
1059	398x240CM	1075	798x240CM
1000	423x240CM	1076	345x240CM
1061	448x240CM	1077	548x300CM
1062	473x240CM	1078	573x300CM
1063	498x240CM	1079	598x300CM
1064	523x240CM	1080	623x300CM
1065	548x240CM	1081	648x300CM
1066	573x240CM	1082	673x300CM
1067	598x240CM	1083	698x300CM
1068	623x240CM	1084	723x300CM
1069	648x300CM	1021	250x300CM
1070	673x240CM	1045	250x300CM
1071	689x240CM	1022	250x390CM

ACCESSORIES

Item No. 1014



Sovereign Melamine Dinner Set
(16pcs)

Item No. 1015



Victoria Melamine Dinner Set
(16pcs)

Item No. SL5057



Windbreak Foot Plate

Item No. SL548-E/H



Curtain Sets For
New Cayman and Viscount



Item Name	Item No.	Size	Weight
Sovereign King Sleeping Bag	1021	193x83cm	2150g/75oz
Sovereign Super King Sleeping Bag	1045	203x92cm	2500g/88oz

LUNA
2 IN 1
LED LIGHT & FAN



Item No.	1053
Product Size	8.7 x 6.9 in
Power	4 X 1.5V Batteries



Item No.
SL569
Griplock Clamps
Set of 3




Item No.
SL539
Unilok Pads
Set of 3

Item No. SL548-B/D/F/G



Curtains Sets for Savanna, Atlantis DL,
Buckingham, Kensington, Duke
and Duchess

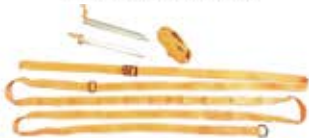
Item No. SL548-I/J/K



Curtain Set for Savanna DL, Atlantis DL,
Buckingham DL, Kensington, Hampton DL
and Count DL

ACCESSORIES

Item No. SL5001



Techline Secure Straps
For Inflatable Awnings

Item No. SL580



Exclusive Techline Secure Plus System
Add Stability To The Front Of Your Awning

Item No. SL500



Techline Secure Straps For
Traditional & Porch Awning

Item No. 1043



Awning Rail Protector

Item No. SL517-A/C/F/G



Inflatable Veranda Bar

Item No. SL529-C



Roof Rafter Poles

Item No. SL527-A/B



Veranda Poles
Sizes: (A) 8-13/ (B) 14-19

Item No. SL530



Storm Leg Poles

Item No. SL528-A/B/C/D



Protech Roof Raiser Poles
Sizes: 11-13/14-16/17-19/20-22

Item No. SL570-C



Alloy Vertical Support Poles

TRADITIONAL ROOF LINER

The Camptech Roof Liner is ideal to help reduce condensation and maintain temperature within the awning. They are easy to fit and are fitted with both clamps and toggles suitable for both traditional style poled awnings and air awnings in our range.

ITEM NO. SL591V/592V/593V/594V/595V/596V



Awning Roof Liner	Size 4	Size 5	Size 6	Size 7	Size 8	Size 9	Size 10	Size 11	Size 12	Size 13	Size 14	Size 15	Size 16	Size 17	Size 18	Size 19	Size 20	Size 21	Size 22	Porch Roof liner
Buckingham(SL595V)	N/A	N/A	N/A	N/A	N/A	N/A	N/A	N/A	12	13	14	15	16	17	18	19	N/A	N/A	N/A	N/A
Atlantis DL (SL591V/SL593V)	N/A	N/A	N/A	N/A	N/A	09	10	11	12	13	14	15	16	17	18	19	20	21	22	N/A
Savanna DL(SL591V/SL593V)	N/A	N/A	N/A	N/A	08	09	10	11	12	13	14	15	16	17	18	19	20	21	22	N/A
Cayman(SL591V/SL593V)	04	05	06	07	08	09	10	11	12	13	14	15	16	17	18	19	N/A	N/A	N/A	N/A
Kensington (SL591V/SL593V)	04	05	06	07	08	09	10	11	12	13	14	15	16	17	18	19	20	21	22	N/A
Duke	N/A	N/A	N/A	N/A	N/A	N/A	N/A	N/A	N/A	N/A	N/A	N/A	N/A	N/A	N/A	N/A	N/A	N/A	N/A	SL592V
Viscount	N/A	N/A	N/A	N/A	N/A	N/A	N/A	N/A	N/A	N/A	N/A	N/A	N/A	N/A	N/A	N/A	N/A	N/A	N/A	SL596V

CARRY BAG FOR INFLATABLE AWNING



Item No. SL5019

Size	110x35x35cm
Colour	Black
Material	Oxford

WHEELED BAG FOR AWNING



Item No. 1052


Size	110x35x35cm
Colour	Black
Material	Oxford

CARRY BAG FOR TRADITIONAL AWNING

Item No. SL5018



Size	110x35x35cm
Colour	Black
Material	Oxford





SATURN 390

The easy pitch Saturn 390 porch has a superb design and uses advanced materials and production methods to guarantee quality whilst offering exceptional value for money.

The Camptech Suntrek Saturn 390 porch awning is extremely easy to pitch, durable and ideal for couples or caravanners who simply need additional external space for sitting, eating, entertaining, or taking off their camping gear.

Constructed from 185T fire-retardant coated polyester material and featuring 3 windows these awnings are strong & amazingly durable. They include as standard alloy roof support poles and rear upright support as well as roll down privacy blinds simple, practical and very affordable.

FEATURES:

Floor size of W 390cm x D 240cm

Fit caravans heights between 235cm-250cm

Roll up front panels

Side door access

Side door mesh

Roll down window covers

Guy ropes included

Manufactured from 185T material

Fiberglass rods, steel poles & back support poles included

Draft skirt and pegs included



SATURN	WIDTH(CM)	DEPTH(CM)
SL200-390	390	240

SATURN 260



The easy pitch Saturn 260 porch has a superb design and uses advanced materials and production methods to guarantee quality whilst offering exceptional value for money.

The Camptech Suntrek Saturn 260 porch awning is extremely easy to pitch, durable and ideal for couples or caravanners who simply need additional external space for sitting, eating, entertaining, or taking off their camping gear.

Constructed from 185T fire-retardant coated polyester material, these awnings are strong & amazingly durable. They include as standard alloy roof support poles and rear upright support as well as roll down privacy blinds simple, practical and very affordable.

FEATURES:

Floor size of W 260cm x D 240cm

Fit caravans heights between 235cm-250cm

Roll up front panels

Side door access & mesh

Roll down window covers

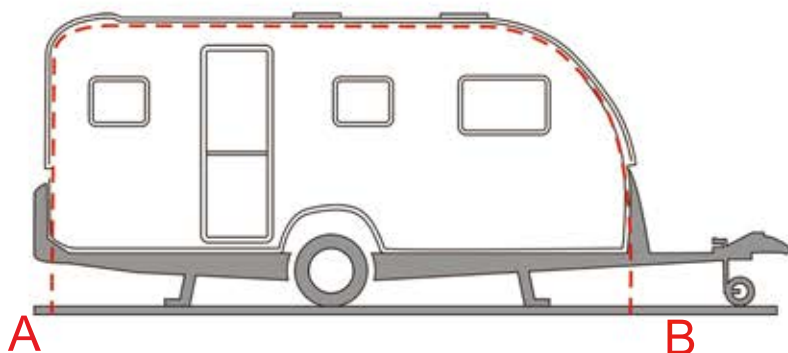
Guy ropes included

Manufactured from 185T material

Fiberglass rods, steel poles & back support poles included

Draft skirt and pegs included

SATURN	WIDTH(CM)	DEPTH(CM)
SL200-260	260	240



When choosing your awning it is vital that you know the size (A measurement) of your caravan. Measure your caravan from point **A** to point **B** in cm as shown in the picture. The measurement from ground to ground is the “A” measurement that can then be checked with the size chart to identify which awning size will fit your caravan.

Size	4	5	6	7	8	9	10	11	12	13	14	15	16	17	18	19	20	21	22
A-Measurement	725-750	750-775	775-800	800-825	825-850	850-875	875-900	900-925	925-950	950-975	975-1000	1000-1025	1025-1050	1050-1075	1075-1100	1100-1125	1125-1150	1150-1175	1175-1200

Camptech Products Limited would like to thank Salop Leisure (**Salop Leisure, Emstrey, Shrewsbury SY5 6QS**) for the use of the Grounds, Caravans and Motorhomes to allow us to take photos of the awning range.



Camptech Products Limited
Unit 36-37 Stretford Motorway Estate
Barton Dock Road
Stretford
Manchester
M32 0ZH



 www.facebook.com/camptechproductsltd

 www.instagram.com/camptechproducts

 www.youtube.com/camptechproductslimited

All rights reserved on Camptech product designs and brand names © 2017 Camptech Products Limited. Camptech strives for continuous improvement and we reserve the right to alter specifications as considered necessary without prior notice.